

**MAIN POINT:**

Jesus said, 'I Am the Resurrection and the Life!'

**MEMORY VERSE:**

*"I am the way and the truth and the life. No one comes to the Father except through me." John 14:6*

**BIBLE STORY SUMMARY:**

In the book of John, Jesus made seven "I Am..." statements. The fifth was "I Am the Resurrection and the Life." Jesus received word that a good friend of his, Lazarus, was dying. Lazarus' sisters asked Jesus to come and heal him, but Jesus did not come right away. When He arrived a few days after Lazarus had died, Martha was upset that He had not come in time. Jesus told her that Lazarus would rise again. Jesus asked to be taken to the grave and have the stone removed. Then He called Lazarus to come out. And he did! Jesus defeated death to show that death has no lasting power. And when Jesus Himself rose again, He proved His victory over death.

**WATCH IT**

Find the lesson video on our website: <https://cchurch.ca/childrens-online>

**DO IT → FLEXIGON PAPER TOY**

**Supplies:**

- Flexigon template (1 per child, choose colour or black and white with a pattern)
- Ruler to fold against for sharp edges (optional)
- Glue sticks
- Scissors


Note: In order to have the best success with this craft, sharp, straight edges work best. Have child work slowly one step at a time. To help keep the edges straight, have children fold against the edge of a ruler.

- with the clipping parts pointing up. You will want a small part of the clothespins to stick evenly out of the bottom as feet, so it can stand.
- Colour the feet black with the Sharpie.
- Glue the second, large white foam piece to the back of the clothespins.

Continued on next page →

### Activity Instructions:


- Cut out the template. If using the black and white version, colour it, keeping the same colours on the same styles of backgrounds.
- Fold the template in half and glue the backs together.



- Starting with a starred corner, fold toward the rest of the shape. Then fold the next triangle back. Continue folding back and forth keeping edges straight and sharp. Remember to go slowly.




- Next fold it into a circle. Spread out your shape into a line again. The colours will help you. With the starred side up, fold the blue (polka dot for black and white) “res” triangle under the red (bubbles) “S”. This should start completing some words.




Continued on next page →

- Fold the next blue triangle (polka dots) under the red (bubbles) “D”. Bring the starred triangle in front of the yellow (striped) “And” so the two stars are together. You should now have a complete circle with the stars together.
- Fold the top star to the bottom star and glue in place. This should complete your red (bubbles) circle and be the start of your Flexigon.



- To make it work, bring the sides up to the centre. They will fold in at three points. Fold up the next layer from the bottom to flatten again. Keep going to read the entire I Am statement.



### TALK ABOUT IT:

Do this section with your child while they are assembling their craft.

1. **God has given us life on earth, and life forever for those who follow Him. What are your favourite things about the life He’s given us here on earth?** (We have friends and family to enjoy life with, He’s made beautiful scenery for us to enjoy, we get to learn all kinds of things, we get to have fun.)
2. **What if Jesus hadn’t risen from the dead? Would you want to follow and worship a God who is dead? Let’s finish this sentence with ways that remind us that Jesus is alive:** (Encourage the kids to come up with their own answers or suggest some listed below.)
  - “Jesus is alive ... (He hears me when I talk to Him)”
  - “Jesus is alive ... (He protects me)”
  - “Jesus is alive ... (He loves me)”
  - “Jesus is alive ... (He knows all about me)”
  - “Jesus is alive ... (He is always with me)”

Continued on next page →

- 3. When Jesus said I Am the Resurrection and the Life, He was saying that through a relationship with Him, we can live forever. He has defeated death! Everyone who follows Him will live forever with Him in heaven. There is no pain or sadness in heaven. No one is alone. And Jesus promised it, so we know it's true! Our craft goes on and on, to remind us that life in heaven goes on and on. It's forever! What are you most excited for when you think about living forever in heaven? (Being with loved ones again who have died, the great feasts the Bible talks about, seeing Jesus face to face, worshipping God all day long, not feeling any kinds of hurts.)**

### **THE POINT:**

**Just like your craft goes on forever, our relationship with God can live forever in heaven with Him.**

### **FAMILY PRAYER:**

**Dear God, thank You that Jesus has victory over death! Thank You that He was resurrected, and He's the one who gives life. Thank You for giving us the way to live forever with You. We love You. In Jesus' name, Amen.**

### **OFFERING:**

Our Children's Ministries offering from January to March will be going to our Compassion Kids! Lluvia and Ulises live in Mexico, and our offering will help provide them with clothes, school supplies, and other important items.

*Continued on next page →*

